



Specifying Doors and Doorsets





SOUNDCRAFT

Welcome to Service and Safety

Specifying Doors and Doorsets

Contents

3	Specifying Doors and Doorsets	30-31	PART M Effective Clearance Widths
4-5	Our environmental policy	32-33	PART M Vision Panels
6-7	Diversity and Certification	34-35	Vision Panels - Standard Range
8-9	Typical Fire door and components	36-37	Vision Panels - Non-Standard Design your own!
10-11	Design Considerations	38-39	Glazing Configurations
12-13	Frames and Architraves Sizes and Section Profiles	40-41	Ladder Style Apertures
14-15	Frame Profiles	42-43	Edge Detailing
16-17	Leaf Action	44-45	Intumescent and Smoke Seals
18-19	Tolerance and Dimensions	46-47	Acoustics
20-21	What is a FireDoors Doorset?	48-49	Ironmongery in firedoors
22-23	Doorset Materials and Finishes	50-51	Maintenance Checklist
24-25	Veneers	52-53	Important Notes
26-27	Standard Veneer Cuts	54-55	Specification & Scheduling
28-29	Sample Door Designs	56	Contact Details



Welcome to Service and Safety

Soundcraft is one of the UK's leading designers and manufacturers of bespoke fire door and doorsets.

It is the company's attention to style, safety and service to clients that has put Soundcraft's certified fire doors and pre-hung doorsets at the forefront of the market. Our products now grace some of the most prestigious architectural developments in the UK.

Our creative skill and craftsmanship proves that style and safety can go hand-in-hand and of course, our commitment to efficiency and customer service has helped to put us where we are today.



Specifying Doors and Door Sets

Our commitment to you

Soundcraft continues to invest in product research and manufacturing technology as well as developing ongoing relationships with customers to ensure we provide top level service from initial enquiry through to manufacture.

To help you make your choice, this brochure contains detailed technical information. To make sure you make the right choice for your development, additional technical information and performance characteristics relating to Building Regulations, plus other guidance we believe will help you, can be found on our website:

The information contained in the brochure is correct at the time publication but because products and legislation are changeable we recommend you always double check with our Technical Services Team.

Email us at: sales@soundcraft-doors.co.uk





SOUNDCRAFT

*Your Future with Soundcraft Ltd
Our Environmental Policy*

Your Future with Soundcraft

Our Environmental Policy

Soundcraft is totally committed to environmental sustainability and management so we only buy timber from legal sources. We will never use timber unless we have seen evidence that our suppliers operate in accordance with the laws of their country. We unreservedly condemn illegal logging practices and actively seek out changes in international legislation to ensure we comply with our own strict standards.

We work closely with our suppliers to encourage greater use of certified timber and timber products and maintain an 'Approved Suppliers' list of companies who know, understand and accept our commitment to environmental sustainability.



Diversity

This commitment applies to our entire product range of fire doors, pre-hung fire doorsets, acoustic doors, partition doors and visual assist doors, regardless of style, finish, decoration or other service options.

Certification

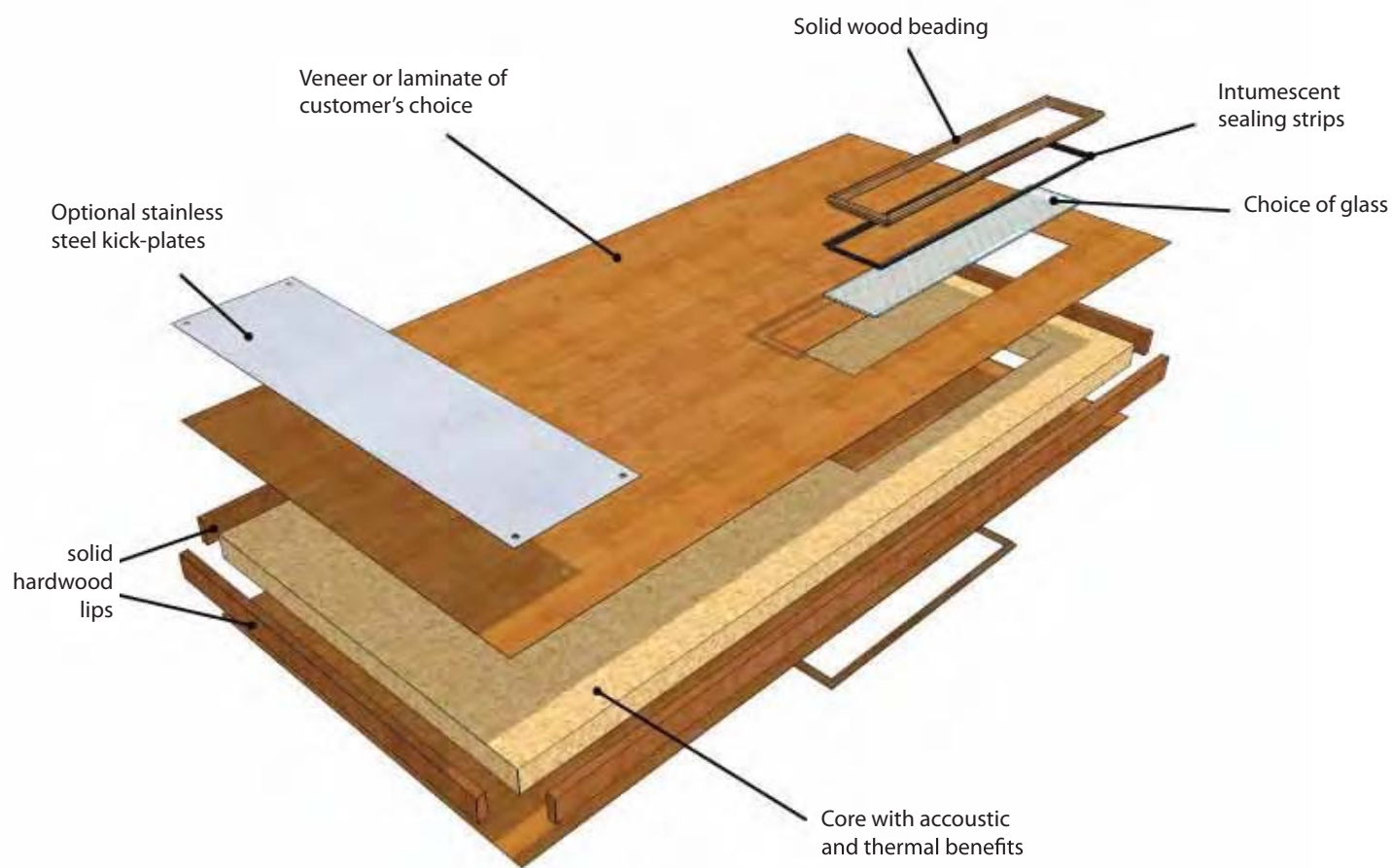
Our commitment to sustainability is just part of our commitment to you. So you know you are getting the best products available we also adhere to expected and accepted certifications standards including:

- **CHAS**
- **ISO 9001 - 2008**
- **PEFC**
- **FSC**

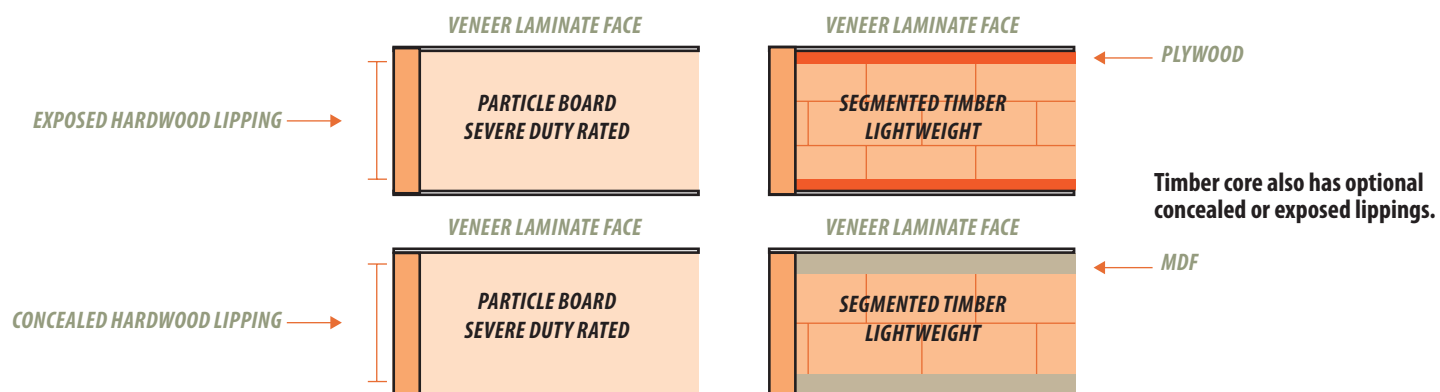
We also conform to other application-specific safety standards like BS 5588 and constantly monitor changing UK and European regulations to ensure we fit with all standards required for private and public buildings, including schools and hospitals.



Typical Fire Door and Components



Cross Sections of Typical Fire Doors





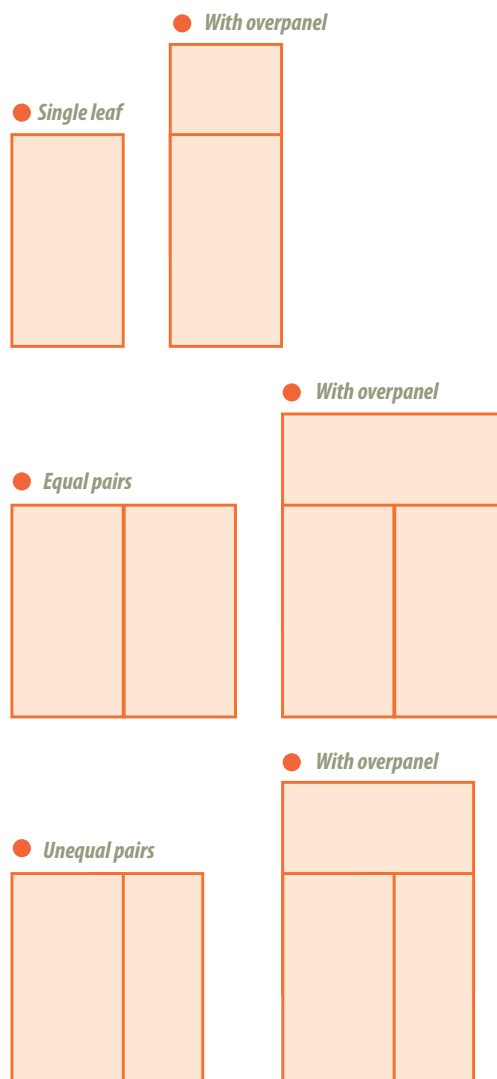
Design Considerations

The diagrams on this page are designed to describe typical doorset configurations and handlings when specifying your needs. Door design needs to take into account all the key elements – configuration, size, construction and performance – to ensure your doorsets meet your specific needs.

Specific size ranges for particular products refer to product data sheets.

Soundcraft Ltd designs and manufactures all door leaf sizes to meet individual requirements.

Configurations





Frames and Architraves

In line with BWF-CERTIFIRE approved, fire-rated doorsets, minimum section sizes, material specifications and certain other criteria apply.

We automatically incorporate these requirements into our designs to meet specified doorset requirements and detailed data sheets for individual door leaf constructions will be attached to each doorset.

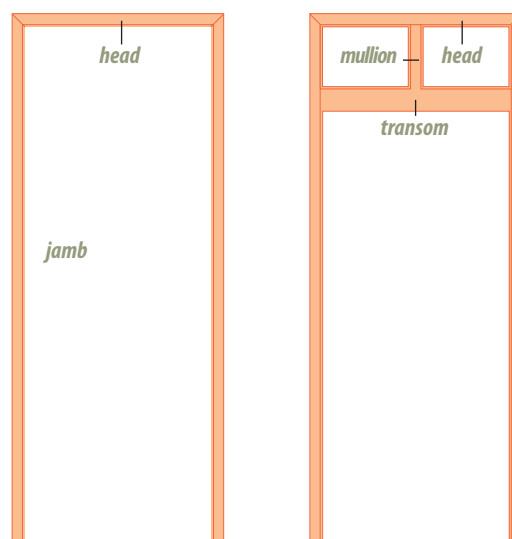
Details of finishes and performance for doorframes are outlined in our specification tables on page 23 of this brochure.

Sizes and Section Profiles

Partition thicknesses for all frame sections are designed to meet customer's requirements.

Our range of frame components are:

- **Frame**
- **Architraves / Skirtings**
- **Extension Linings**
- **Frame Rebated / Plant On Stops**





Frame Profiles



Hard Day's Night Hotel, (Beatles Hotel) Liverpool

Specifying Doors and Doorsets

SOUNDCRAFT Tel: 01959 533778 January 2011

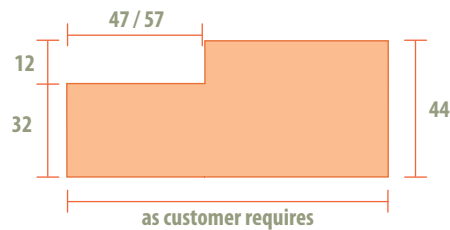
Frame Profiles

Typical application of extension lining and architraves

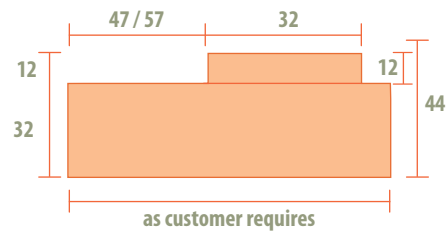
- 1 Rebated
- 2 Plant on stop
- 3 Split frame
- 4 External
- 5 Extension lining
- 6 Architraves

NFR - 47
FD30 - 47
FD60 - 57

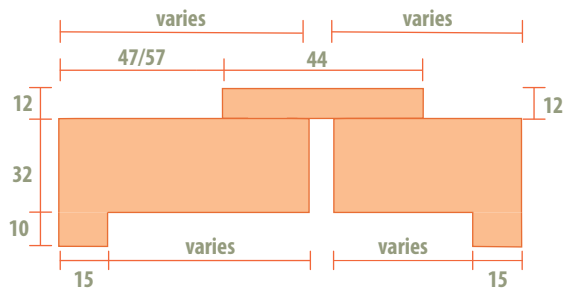
1



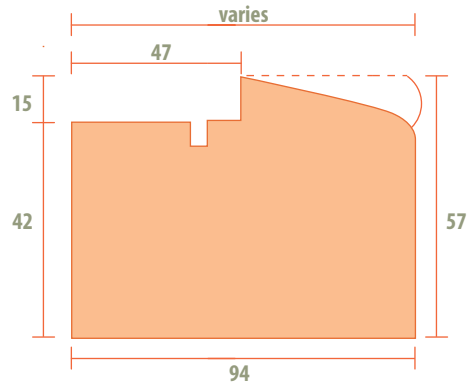
2



3



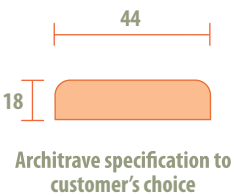
4



5



6

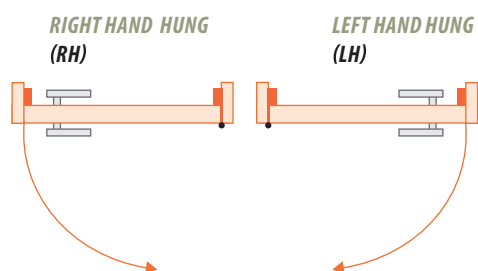


SOUNDCRAFT

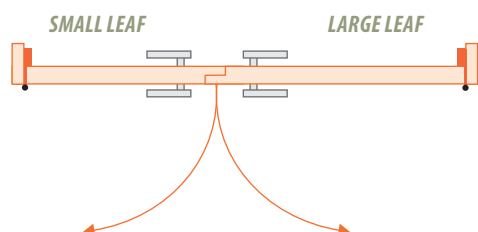


Leaf Action

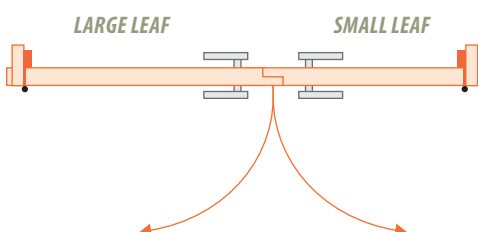
Handings



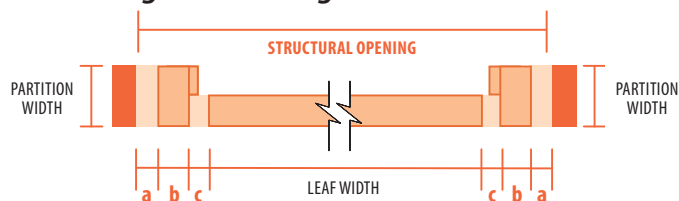
LARGE LEAF RIGHT HAND HUNG (LLRH)



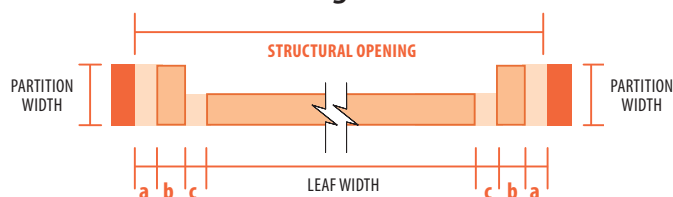
LARGE LEAF LEFT HAND HUNG (LLLH)



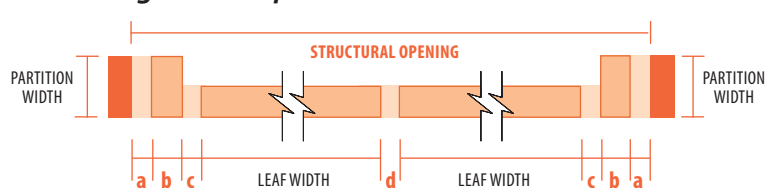
1 Single action single leaf



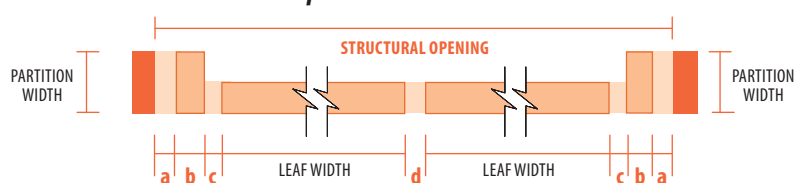
1 Double action single leaf



2 Single action pair of leaves



2 Double action pair of leaves



KEY

a 5mm minimum tolerance between structural opening and frame assembly

b Frame thickness

c 3mm gap

d 3mm gap meeting stiles

SO Structural opening

1 Single Leaf WIDTH calculation
(SO-(a+b+c) x 2)

2 Double Leaf WIDTH calculation
(SO-((a+b+c) x 2)+d)



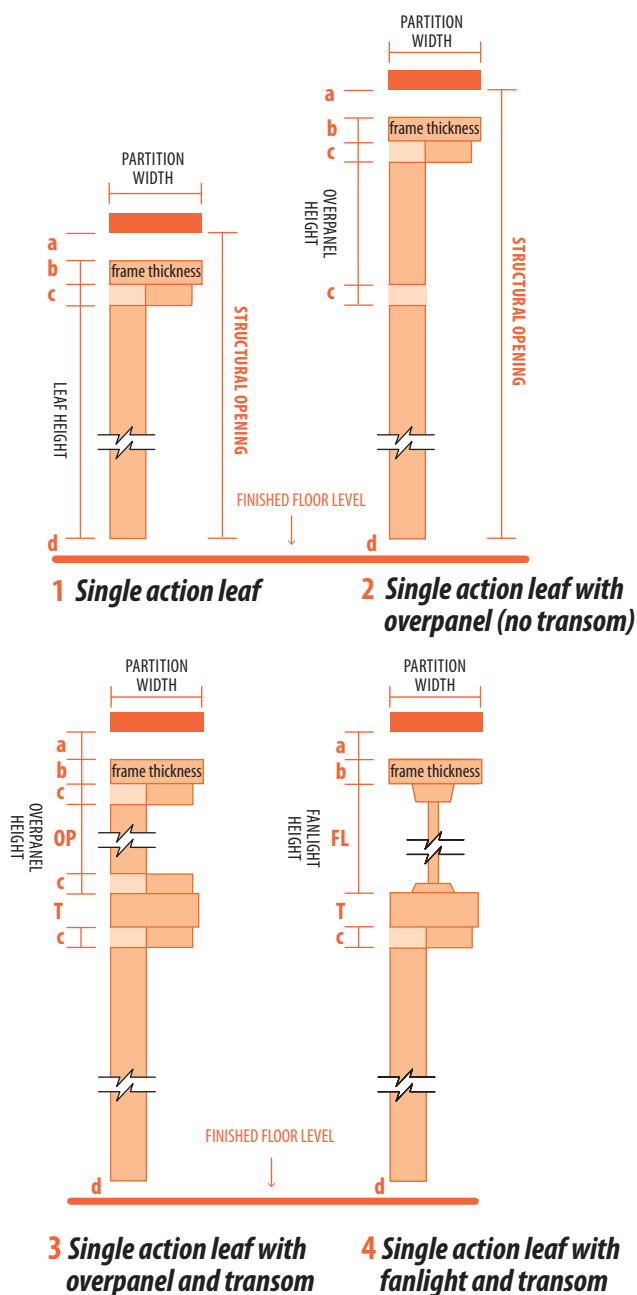
SOUNDCRAFT

Tolerance and Dimensions



Tolerance and Dimensions

The diagrams on this page and page 17 set out the terminology and tolerances for dimensioning doorsets.



Note: The maximum clearance permitted from the top of the finished floor level to the underside of the door leaf is: 10mm FD30 and FD60.

KEY

- a** 10mm tolerance between structural opening and frame assembly
- b** Frame thickness
- c** 3mm gap
- d** 10mm gap bottom of door
- SO** Structural opening
- FL** Fanlight
- OP** Overpanel
- T** Transom

1 Single Leaf
HEIGHT calculation
 $(SO - (a + b + c + d))$

2 Single Leaf with overpanel (no transom)
HEIGHT calculation
 $(SO - (a + b + OP + d + (c \times 2)))$

3 Single Leaf with overpanel and transom
HEIGHT calculation
 $(SO - (a + b + OP + T + d + (c \times 3)))$

4 Single Leaf with fanlight and transom
HEIGHT calculation
 $(SO - (a + b + c + FL + T + d))$





SOUNDCRAFT

What is a Soundcraft Doorset?



What is a Soundcraft Doorset?

A Soundcraft doorset is a fully-engineered and finished fire door. It is made up of a frame, pre-hung door (with or without vision panels) and ironmongery which is matched and pre-assembled in our own facility.

It arrives with you, the customer, as a complete package ready for simple reassembly and installation.

The benefit of doorsets is that they are ready for installation, unlike traditional assemblies. Everything you need to assemble your door comes straight from us.

And because we control all elements of production and pre-installation assembly you can be guaranteed everything leaving our factory comes to you complete, meets our exacting standards and is fit for purpose.

The benefits to you are simple:

- *You know every part meets all safety standards.*
- *You get what you ordered in one package.*
- *On-site installation is quick and efficient causing minimum disruption.*
- *Cost savings*

But it's not just us that think so. BS 8214: 1990 strongly recommends pre-hung, pre-finished doorsets for door assemblies with non-metallic leaves because of the quality control procedures it allows.

● *It's safer*

Because of our safety certification standards you know that your Soundcraft doorsets will have met all relevant criteria including:

- *Smoke containment*
- *Noise reduction*
- *Durability*

It is our ability to design, develop, assemble and inspect our doorsets in one place that guarantees your safety and satisfaction.

● *It gives added value*

But more importantly using Soundcraft doorsets as opposed to buying the components individually, could save up to half the initial costs of traditional door assemblies.

● *It's designed for you*

Pre-assembled doesn't mean pre-designed with restricted choice.

Just because we save you time and add value to your build, it doesn't mean we limit your options, as our portfolio clearly shows.



Doorset Materials and Finishes

Quality, style and design - something guaranteed in all our finishes as set out in the table below.

DOOR SURFACES & FINISHES	FINISHES			PERFORMANCE		
	primed	laquered	natural	non-rated	FD30	FD60
MDF/PARTICLE BOARD	●		●	●	●	●
VENEER	●	●	●	●	●	●
FLAT LAMINATE/PVC			●	●	●	●
METAL FACE Maximum 30% FACE COVERED	●		●	*●	●	●

*NFR face fully covered with metal

Door Frame Finishes

FRAME SURFACES & FINISHES	FINISHES			PERFORMANCE		
	primed	laquered	natural	non-rated	FD30	FD60
SOFT WOOD	●	●	●	●	●	
HARD WOOD	●	●	●	●	●	●
MDF	●		●	●	●	



Hardwoods

In line with our strict environment sustainability policy and commitment to quality, we only use the best grades of hardwood sourced from countries across the globe which adhere to sustained yield management principles.

Not only does our policy protect and sustain hardwood species, it also guarantees safety to the variety of other flora and fauna dependent on hardwood forests for their existence and survival.





Veneers

Soundcraft wood veneers are thin sheets (approx 0.5 - 1.5mm thick) produced from quality sustainable sources. These sheets are also known as “flitches” and can be quarter, crown or rotary cut depending on the customers’ requirements (Please refer to the veneers selector table).

The individual “flitches” are hand selected by a highly qualified veneer matcher who will carefully guillotine for width and height. These sheets are then stitched together to create a ‘layon’ to provide a high quality of consistency.

The veneers are adhered to the panels vertically or horizontally and we ensure that there is a close or reasonable match between doors. In addition pairs are fully book matched.



*** PLEASE NOTE:**

All images are indicative, as veneers are a natural product where colour variation can occur.

VENEER SELECTOR (STOCKED ITEMS)	QUARTER CUT	CROWN CUT	ROTARY CUT
ANEGRE (AFRICAN MAPLE)	●		
ASH	●	●	
BEECH	●	●	
BIRCH			●
CHERRY	●	●	
EUCALYPTUS		●	
KOTO	●	●	
MAPLE (NORTH AMERICAN)		●	
OAK (WHITE)	●	●	
OAK (RED)	●	●	
POPLAR		●	
SAPELE	●	●	
WALNUT	●	●	
WENGE	●		

***THIS LIST IS NOT EXHAUSTIVE AND IS FOR GUIDANCE ONLY, INDICATING THE MOST POPULAR VENEERS.**

A WIDE RANGE OF VENEERS IS AVAILABLE. PLEASE CONTACT SOUNDCRAFT.



SOUNDCRAFT

www.soundcraft-doors.co.uk



SOUNDCRAFT

Standard Veneer Cuts

Standard Veneer Cuts


Quarter Cut

The selected log is cut along its length into four separate flitches which are then sliced at 90° to the growth ring. This method gives a striped or planked appearance to the finished product.



Crown Cut

The log is simply sliced along its length to produce a figured appearance with less vertical emphasis than the quarter cut.



Rotary Cut

This method involves peeling the log to give a continuous veneer and is usually used for constructional plywood because it is harder to match the sheets for anything other than general colour. The appearance tends to be flowery.




In addition, the four following veneering methods can be repeated over pairs of doors, overpanels and side panels:

Slip Match


(consecutively laid)

Using adjacent sheets from the flitch, lay-ons are assembled consecutively across the face of the door. This gives the same order and outward face, providing a planked effect. Random slip matching uses the same technique which, as the name suggests, doesn't require consecutive sheets, hence a more random appearance.




Book matched

Two adjacent sheets are selected from one flitch but one is turned to create a mirror image. When repeated over the door, this method provides an impressive central focus.




Quartered

This technique uses four consecutive sheets, turned and reversed to create mirror images along the height and width, giving a centred feature.



Centre Jointed

Using an equal number of sheets and working from the centre outwards along the width of the door, sheets are selected so that the right hand and left hand sides match in a mirror image.



Contrasting Inlay

Using different timbers, veneers can be laid on the same door to provide a wide variety of visual effects from the subtle to the dramatic – doors which make a genuine statement!



SOUNDCRAFT



Sample Door Designs

Sample Door Designs



Finishes

Basic information on the wide and varied range of finishes is available. Refer to the Soundcraft web site for further details.

Door Leaves and Facings

As part of our service to you, and in line with BS 8214, we will advise upon the importance of balancing dissimilar door facings to avoid exaggerated distortions in the door leaves.



SOUNDCRAFT

www.soundcraft-doors.co.uk



SOUNDCRAFT
PART M
Effective Clearance Width



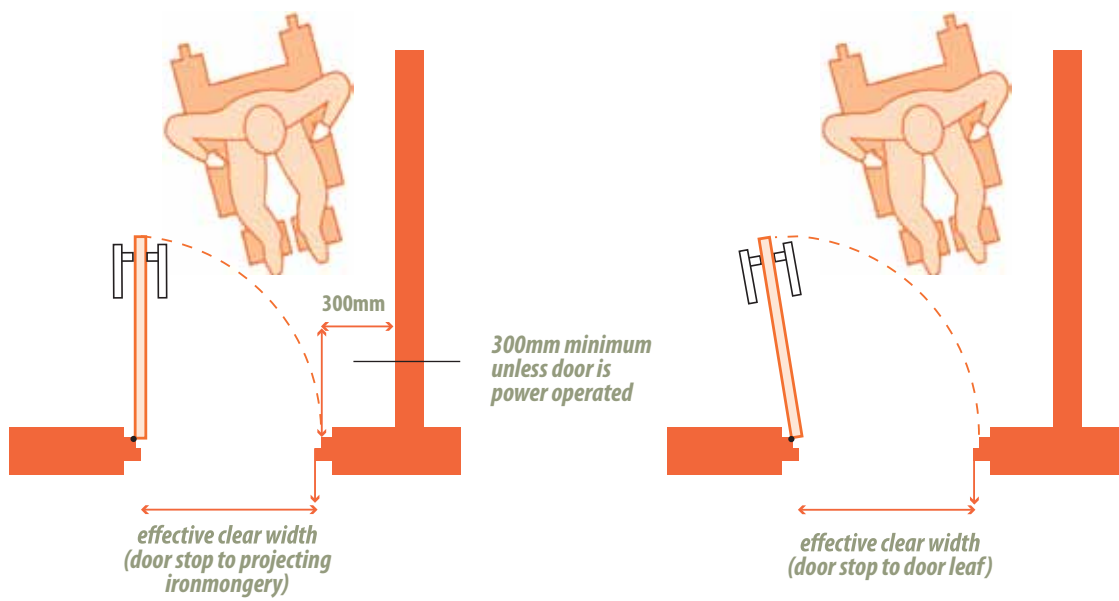
PART M

Effective Clearance Width

Building Regulations Part M: Mobility

A clear opening of at least 800mm is required to ensure accessibility for wheelchair users, and the design must also enable them to reach and grip the handle. Unless it is an automatic door, door opening furniture must be operable one-handed.

Soundcraft specify that 'clear opening width' is measured up to any projecting item including door furniture or weather boards (see diagrams).



Effective Clearance Guidelines

DIRECTIONS & WIDTH OF APPROACH	NEW BUILDINGS (mm)	EXISTING BUILDINGS (mm)
Straight-on, (without a turn or oblique approach).	800	750
At right angles to an access route at least 1500mm wide.	800	750
At right angles to an access route at least 1200mm wide.	825	775
External doors to buildings used by the general public.	1000	775





SOUNDCRAFT

PART M

Vision Panels



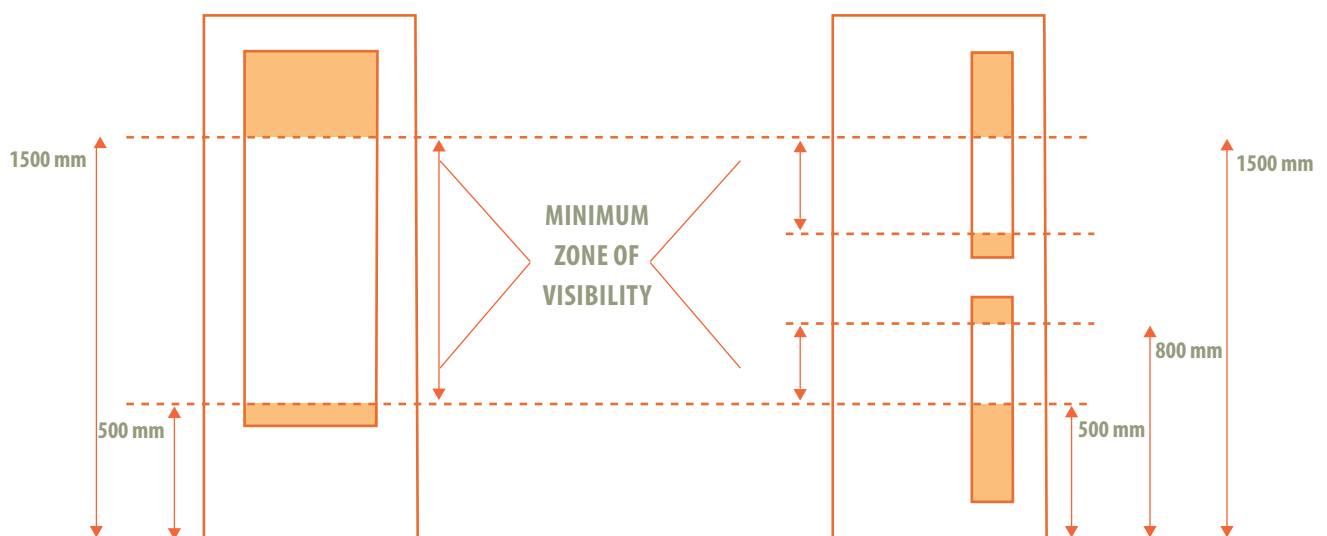
PART M

Vision Panels

Many door leaves include vision panels which let light into a room, provide an additional aesthetic dimension and also provide an additional safety feature by allowing people using the door to be seen.

All aperture dimensions shown are cut-out sizes and an appropriate margin should be allowed to give the clear view size. All apertures can be supplied with hardwood, hockey stick or flush bead to non-rated, FD30 or FD60 fire resistance.

Visibility requirements for doors (Part M)



This diagram offers general guidance, but for specific information please check current building regulations.

Soundcraft has a wide range of vision panel designs, which are set out on the next page.



SOUNDCRAFT

www.soundcraft-doors.co.uk



*Vision Panels
Standard Range*



Vision Panels -Standard Range

KEY

NR3060

Hardwood Hockey stick

Hardwood Flush Bead

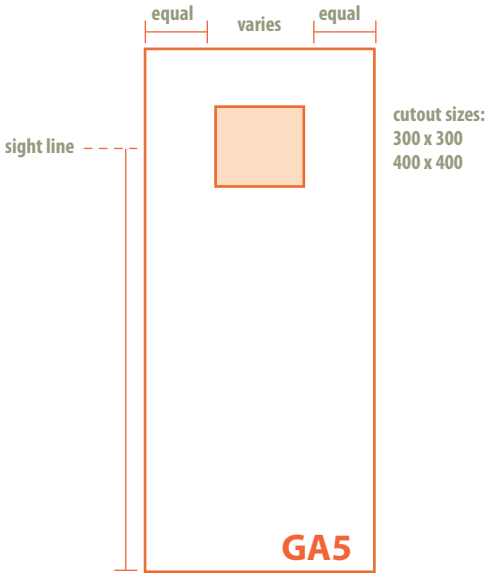
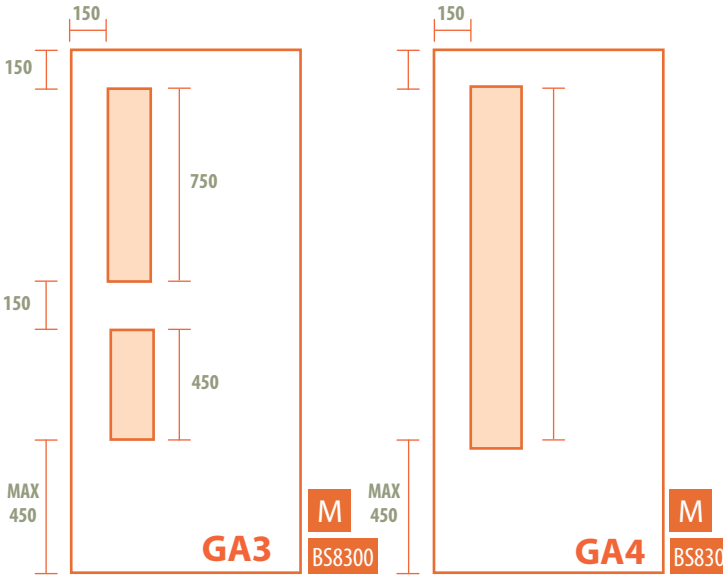
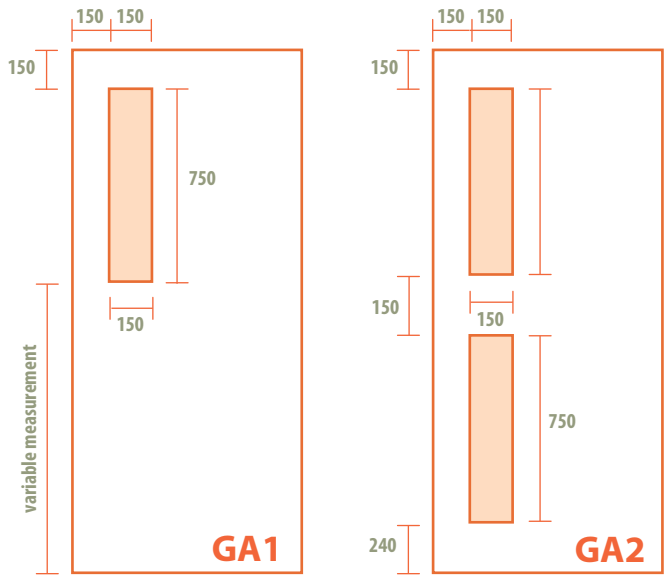
The above table refers to all vision panels.

*NB - All elevations refer to non-rated FD30 and FD60.

*NB - The shaded areas represent cut-out sizes.

M

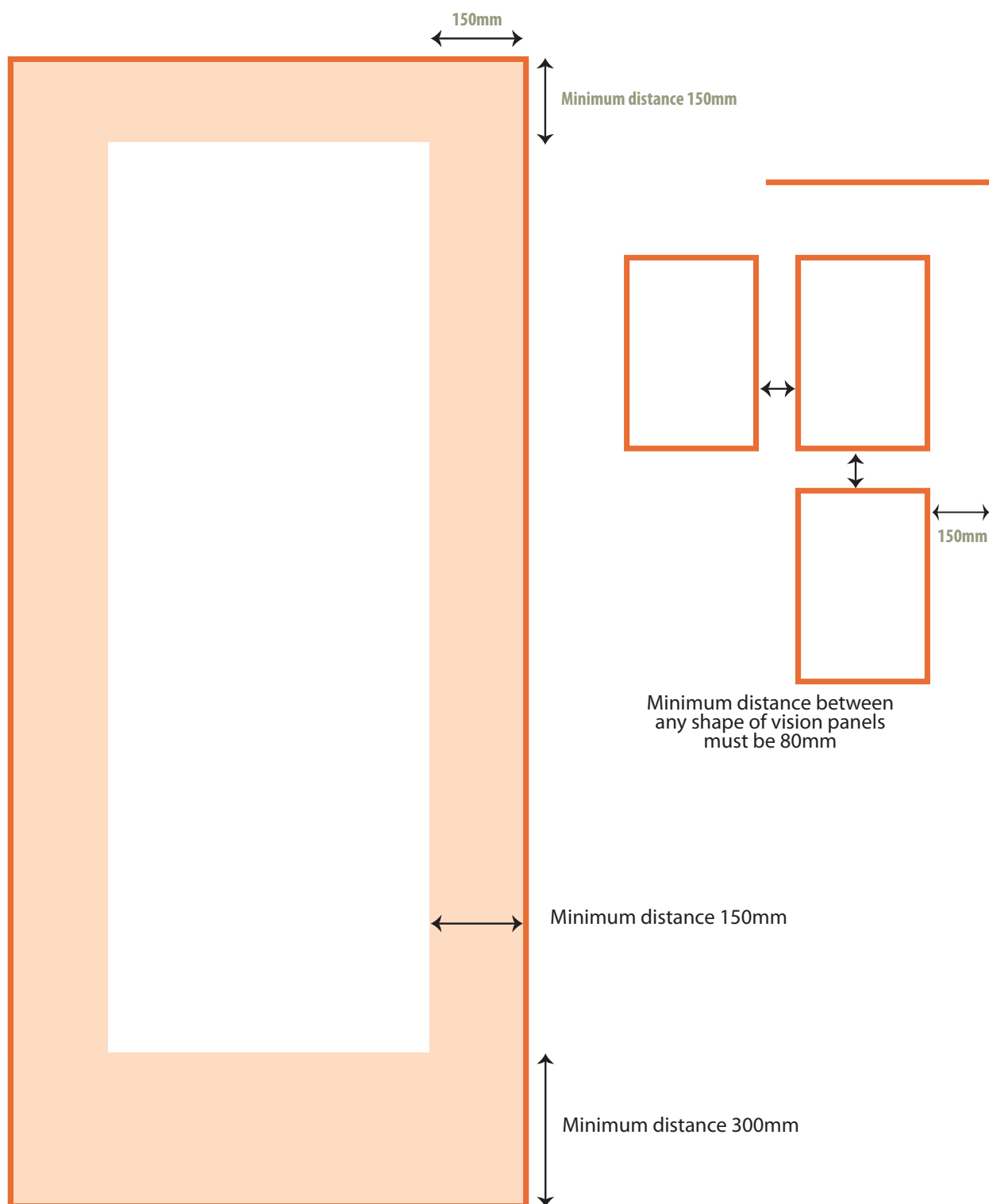
Compliance with Part M of the Building Regulations



DESIGN YOUR OWN!

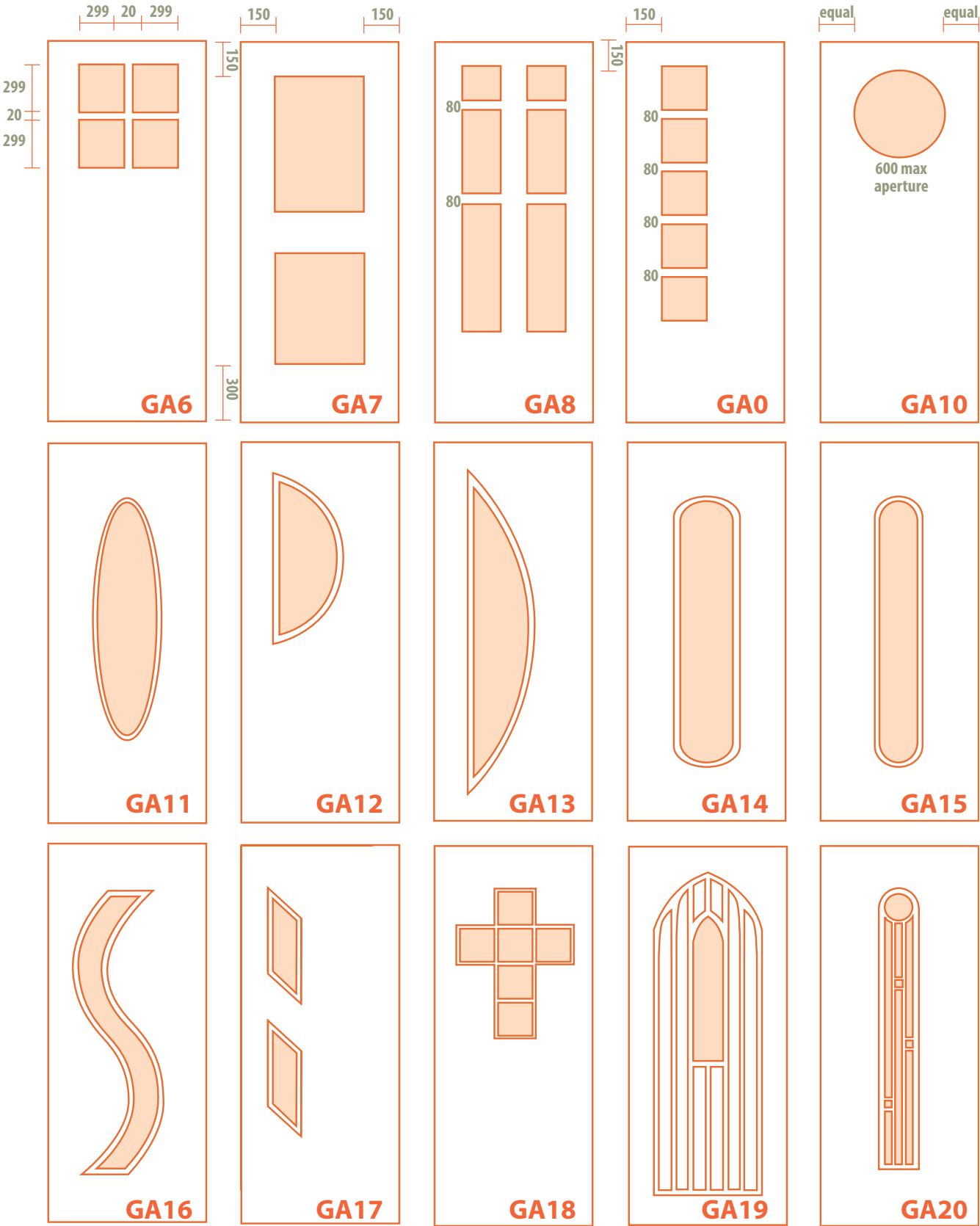
Non-Standard Vision Panels

Print this page and working within the limitations of the margins specified, try designing the specific shape you would like. Following discussion with our design team, we will be able to finalise your ideas and come up with a solution which is unique to your own ideas.



Vision Panels - Non-Standard

Alongside our standard range we can provide vision panels to meet your own needs but these are subject to the minimum margins shown below.



Other apertures than those shown are possible, subject to the minimum margins shown in the diagram on the opposite page. (This relates to flush doors only.)



Glazing

As with all our doorset components, glazing meets all Building Regulations standards and govern the type, style and size of glazing panels we use.

Size of the glazed area, its shape and position – as well as the style of bead and glass used – all influence fire performance and appearance.

Set out below are our most commonly used configurations which are available with fire certification up to 60 minutes. We can develop alternative designs but these need discussing and planning on an individual client basis at an early stage in the design and build programme.

Configurations

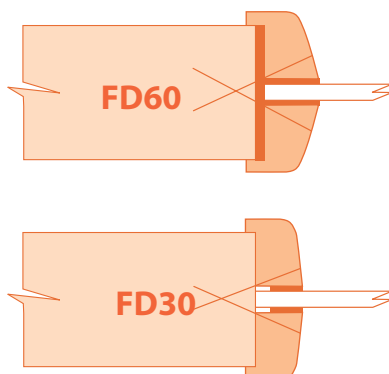
We offer two types of glazing bead as standard:

- **HOCKEY STICK VISION PANEL BEAD**
- **FLUSH VISION PANEL BEAD**

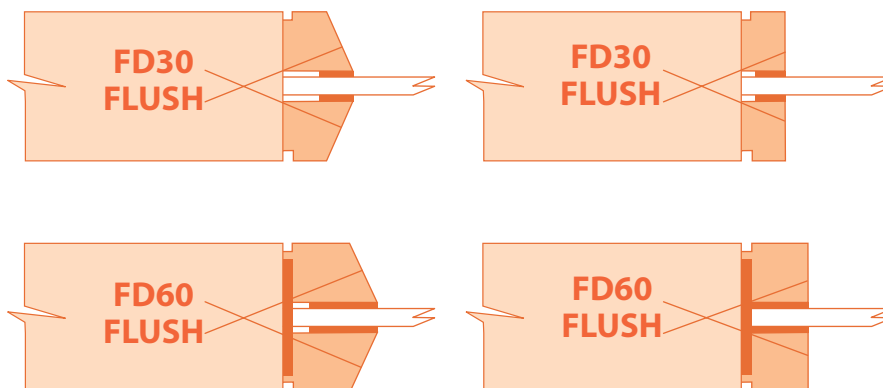
Both of these can be used within a variety of designs to meet specific fire ratings, aperture shapes and sizes, as shown in the diagram below.

Hardwood beads come in a variety of finishes – fully polished, primed or painted to match the door – and are generally fixed using punched-in and filled steel pins. Other methods are available.

Hockey Stick



Flush



SOUNDCRAFT

www.soundcraft-doors.co.uk

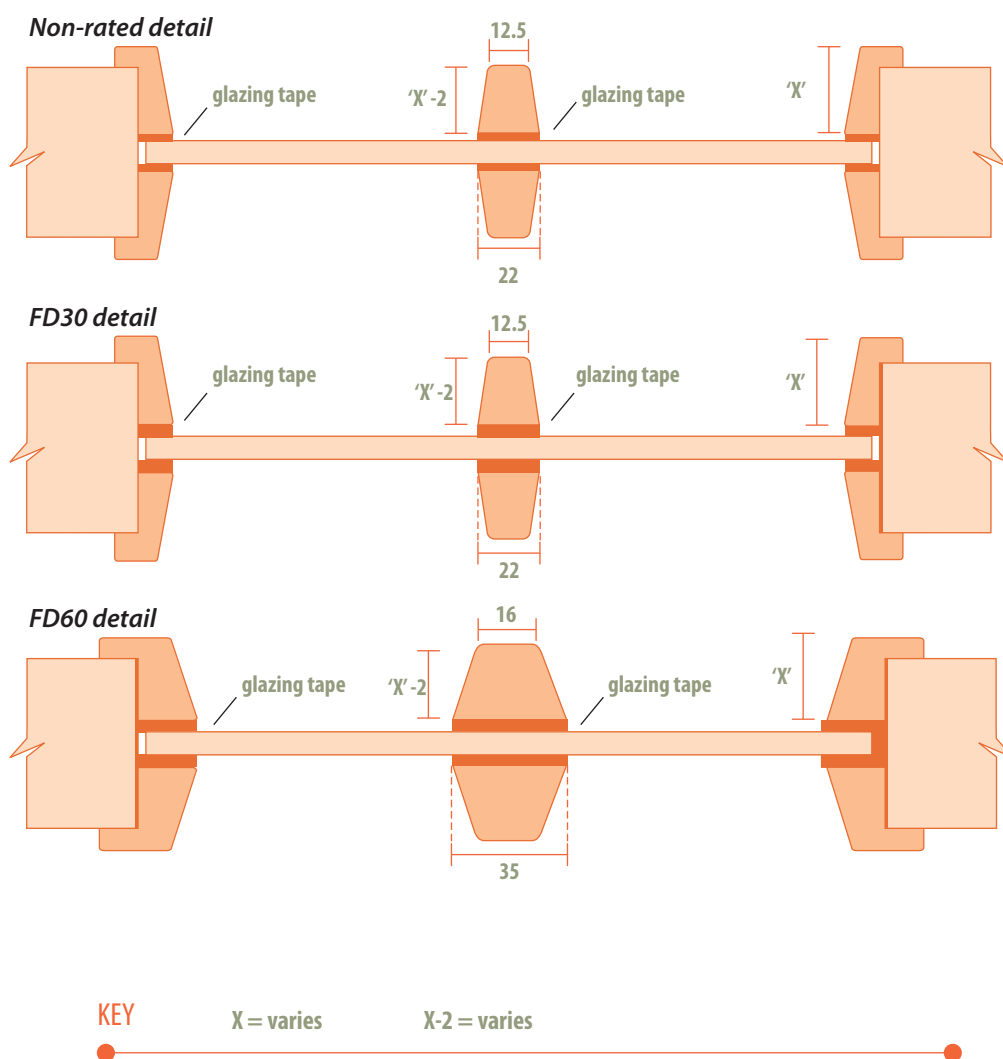


Manchester United Training Ground Reception

Ladder Style Apertures

Building Regulation Part M outlines the specific requirements for glazed doors in specific environments. The diagram below gives general guidance but please consult Building Regulations for current requirements.

Ladder style apertures are available in square or rectangular arrangements only. Proposed external uses should be discussed with us to ascertain suitability.



SOUNDCRAFT

www.soundcraft-doors.co.uk



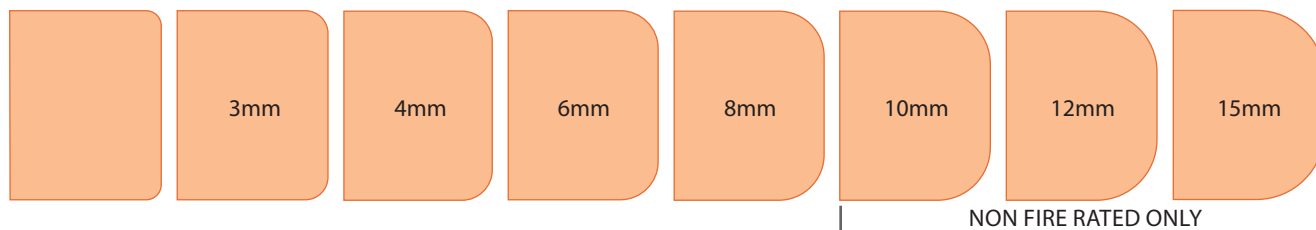
Edge Detailing

Door edges and lippings

Lippings give door edges protection as well as covering the door core. Hardwood lippings are usually applied to vertical door edges across our product range, but can be applied to top and bottom edges if required – generally for external doors. Timber will be selected to match veneers (please see page 25 for veneer spec).

The diagrams shown below show how door edges are attached for various situations.

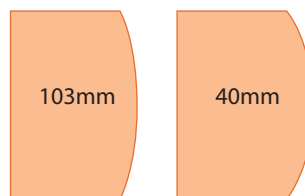
AVAILABLE RADII FOR DOOR EDGING



CONCEALED LIP

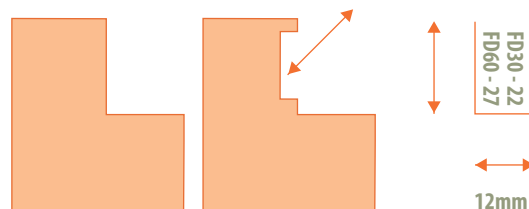


AVAILABLE RADII FOR DOUBLE ACTION DOOR EDGING



STANDARD REBATES FOR PAIRS

REBATE FOR INTUMESCENT STRIP

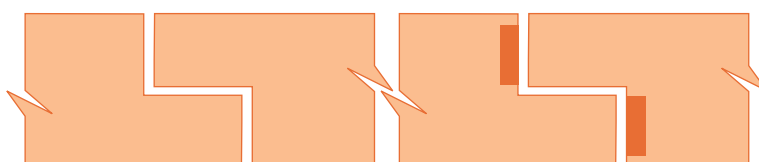


EXPOSED LIP



NON FIRE RATED

FIRE RATED



SOUNDCRAFT

www.soundcraft-doors.co.uk



SOUNDCRAFT

Intumescent and Smoke Seals



Intumescent and Smoke Seals

Fire seals at door perimeters are essential because they form an integral part of the doorset fire rating.

We provide three types:

- **Intumescent**
- **Combined intumescent and smoke seal**
- **Concealed intumescent**

For the first two systems, exposed intumescent strips are incorporated into the frame jambs and head. The concealed system houses the intumescent strip behind vertical door lippings but exposed on top. This provides fire resistance only.

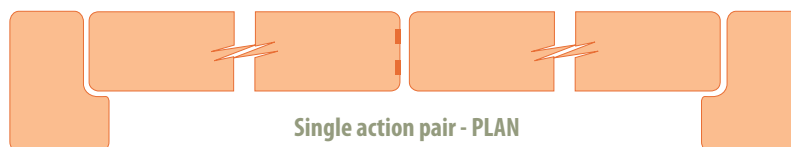
Our standard exposed intumescent strips are 15mm x 4mm for 30 minute performance, increasing to 2No. 15mm x 4mm for 60 minutes. The colour of the intumescent for veneered doors is to match door finish. Intumescent strips for primed doorsets are supplied in white. Intumescent seals are included in the

frame as standard when we are supplying complete doorsets. Supplying doorsets separately we can supply intumescent seals loose or fitted.

For pairs of fire-rated doors, a combined intumescent and smoke seal is incorporated at the meeting stile of the primary leaf to correspond with a plain intumescent on the secondary.

The combined intumescent and smoke seal gives smoke protection in accordance with BS 476 Part 31.1.

Single action intumescent position



Double action intumescent position



* NOTE:
Intumescent detail may vary from that shown
depending on performance and certification







SOUNDCRAFT

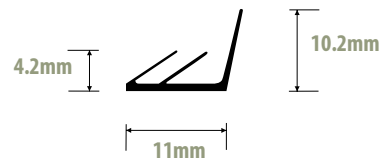
www.soundcraft-doors.co.uk

Acoustics

The range of acoustic door seals have been designed from the ground up, taking into account current building regulations and they have been extensively tested in a UKAS accredited laboratory.

Door Configuration	Head & Jambs Seal(s)	Threshold Seal(s)	Meeting Stile Seal(s)	Glazing	Result Rw
Single Leaf 44mm	NOR 710	NOR810 NOR650	N/A	10mm Pyrostop	
Single Leaf 54mm	NOR 710	NOR 810	N/A	6mm Pyroshield	
Double Leaf 44mm	NOR 710	NOR 810	2x NOR 755 NOR 720	N/A	
Double Leaf 54mm	NOR 710	NOR 810	2x NOR 755 NOR 720	N/A	

Perimeter Seal (Head & Jambs) NOR 710

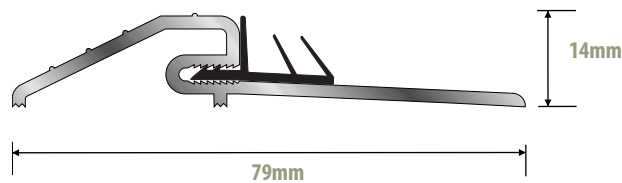


NOR 710 dimensions

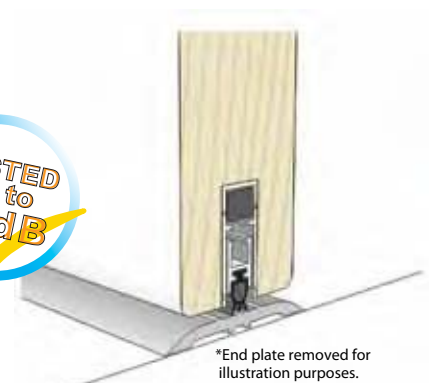
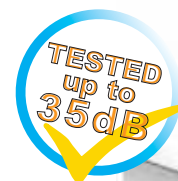
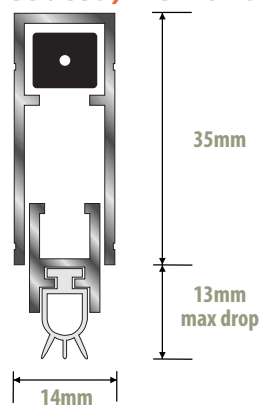


NOR 710 In-Situ


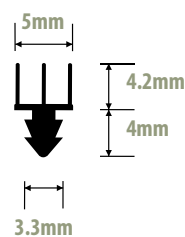
Stepped Threshold Plate NOR 650



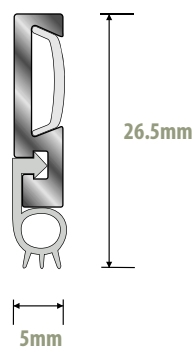
Automatic Drop Threshold Seal (Rebated) NOR 810



Perimeter Seal (Meeting Stiles) NOR 720




Perimeter Seal (Meeting Stiles) NOR 755



SOUNDCRAFT

www.soundcraft-doors.co.uk



*These pictures represent a cross-section of our products. Please contact our Technical Department on **01959 533778** to discuss details of the wider range we have available. All images supplied by kind permission of Assa Abloy.

Ironmongery

However specialist your requirements, we can design a solution tailored to your needs, through our ironmongery partners including:

- **Accommodation locking (student and hotel)**
- **Multipoint high security**
- **Master keyed locks**
- **Cam and furniture locks**
- **LPS1175 padlocks**
- **Door closers**
- **Emergency escape**
- **Panic escape**
- **Door furniture**
- **Anti ligature**
- **Special needs**
- **Door stays**
- **Anti bacterial coatings**
- **Finger guards**

DDA

We can help you meet your legal requirements under the Disability Discrimination Act to create an inclusive environment for all.

Commercial and retail

We can help you create safe environments for your customers and staff. High levels of security can be achieved with the patented master key systems through our ironmongery partners, which allow authorised key holders only to access pre-designated areas of your premises, thus reducing the risk of theft and vandalism.

Education

Education campuses are amongst the most challenging places to design security and access. These facilities by their very nature must be accessible, shared and open. We can design a system, through our ironmongery partners, which intelligently reduces security risks, whilst ensuring the building remains inclusive and easy to use.

Hotels

Through our market leading VingCard range, supplied by our ironmongery partners, we can design hotel lock systems which utilise a range of technology from traditional magstripe technology, RFID, proximity, and new Near Field Communication (NFC) systems. These work as standalone, PC based or with online wireless management systems to deliver a secure flexible security solutions.

Health

With highly sensitive environments and round the clock operation, hospitals and clinics demand customised security solutions. Our products can also help control infection by the application of specially designed anti bacterial coatings through our ironmongery partners. To protect the vulnerable we also provide a full range of anti-ligature products.



SOUNDCRAFT

www.soundcraft-doors.co.uk

Label

Has the fire door got a BWF-CERTIFIRE Fire Door Scheme label on the top edge?

☐

Door Leaf

Does the door leaf sit against the door stop and is it free from distortion?

☐

If the door is veneered or lipped:

Is the glue still holding these products firmly in place?

☐

Is the door free from damage including dents and holes?

☐

Door Frame

Is the door frame firmly attached to the wall?

☐

If a planted door stop is present, is it firmly attached?

☐

Is the frame to door leaf gap consistently 3mm? (tolerance of +/- 1mm)

☐

Intumescent/Smoke/Acoustic Seals

Are intumescent seals in place? *(if not, install immediately)*

☐

Are the seals well attached inside the groove in the frame or door leaf?

☐

Are the seals continuous around the frame?

☐

Are the seals free from damage?

☐

If you have a brush or fin type seal, is it free from damage?

☐

Lock and Latch

Does the latch hold the door firmly in place without rattling?

☐

Hinges

Are there a minimum of 3 hinges with all the screws fitted?

☐

Are all the screws the correct size?

☐

Are the hinges free from metal fragments and oil leakage, which are signs of wear?

☐

Are the hinges free from packing?

☐

Door Closers

Open the door to 5 degrees, or 75mm.

Does it close and engage with the latch?

☐

Is the closer correctly attached to the door and frame?

☐

Is the closer free from damage and not leaking?

☐

If unlatched, does the closer hold the door in line with the frame and
intumescent seal?

☐

If hung in pairs, do they close in line if both opened and released together?

☐

Threshold Gap

Is there a consistent gap under the door that allows it to swing without touching the
floor covering?

☐

Is the door to floor covering gap consistently 10mm or less when the door is closed?

☐

Glazing and Glass

Is the intumescent seal continuous and attached to the glass and bead?

☐

Are the glazing beads well attached to the frame and free from damage?

☐

Is the glass free from damage and cracking?

☐

If the glass has been replaced, is it fire rated glass?

☐

If glazing panels are below 1500mm from the bottom of the door,
is the glass safety glass?

☐

Hold Open Devices

(Only electronically powered allowed)

Does the hold open device release the door when required?

☐



Important Notes



Important Notes

Manufacture

- All Soundcraft products are manufactured in accordance with BS 8214:2000

Materials

- All materials are ethically obtained and the traceability is ensured under the BWF Certifire Certification Scheme and PEFC.
- Due to the use of natural occurring products, Soundcraft therefore strongly recommend that product choice is judged from actual samples rather than photographs depicted herein.

Certification

- Our fire doors, flush or glazed are compliant with British Standard testing and supported by BWF Certifire Accreditation Scheme. Every door will carry a Certifire label located on the top edge giving the assurance required. In some cases, Soundcraft may offer alternative forms of fire certification.

Storage

- Soundcraft recommend that the storage and handling of doors must be in accordance with BS:8000 Part :1990.
- Flush doors are to be stored in a dry well ventilated area, stacked flat and raised from the ground. Soundcraft also recommend that the doors remain within the protective packaging for as long as necessary before being hung.
- Glazed doors are to be stored upright, raised from the ground and under cover in a dry well ventilated area.

Apertures

- All cutting of apertures on fire doors are carried out under factory controlled conditions.
- Under no account should this operation be carried out on site, as this would invalidate the certification and performance of the fire door. Flush doors can be apertured outside the factory but only by BWF Certifire registered firms/contractors. For more details refer to BWF Certifire directory.

Manual Handling

- Soundcraft recommends the HSE website www.hse.gov.uk for guidelines on manual handling.
- Soundcraft would like to inform customers that all doors are in excess of 25kg and therefore suggest that handling is conducted with a minimum of 2 persons.



SOUNDCRAFT

Specification and Scheduling



Specification and Scheduling

Soundcraft remains at the forefront of technological developments. In an ever-changing environment – in terms of technology, design, construction and legislation – we are committed to constant review and development of our products to ensure we continue to be leaders in our field.



SOUNDCRAFT

www.soundcraft-doors.co.uk





**Soundcraft Ltd
Orchard Building
Hewitts Road
Chelsfield
Orpington
Kent
BR6 7QL**

**Tel: 01959 533778
Fax: 01959 532544**

Email: sales@soundcraft-doors.co.uk